



ONLINE BANKING - Account Name -Toorloo Arm Primary School Council
BSB 063 832 Acc No 1002 2188
Please include details - Surname and description e.g. Fees, uniform, camp etc.

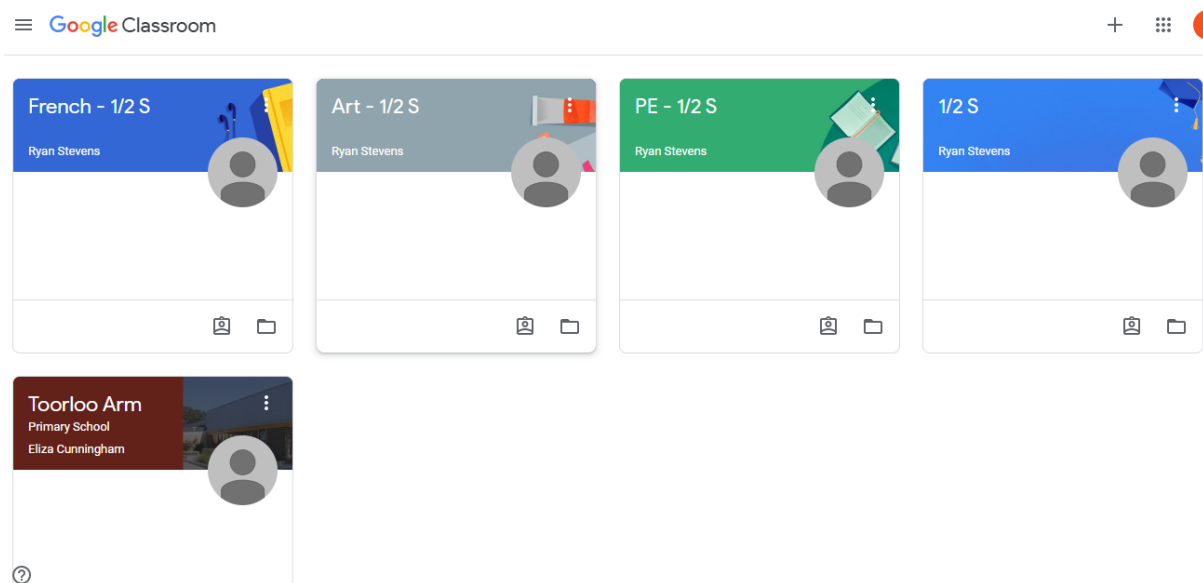
Dear Parents and Carers,

The Premier announced yesterday that we will be moving to learning from home for the next 6 weeks.

All students will be learning from home, except for students in the following categories

Children on days when they are not able to be supervised at home and no other arrangements can be made. This will be available for children of parents who cannot work from home, and vulnerable children. See details at the end of the newsletter.

Home Learning will be self-directed with students taking ownership of what they do when. We will once again be utilising Google Classroom for face to face teaching and the home screen looks like this



Face to face teaching schedule is as follows

Monday/Tuesday/Thursday/Friday

9.10-9.25	Prep C
9.25-9.40	1/2 O & 1/2 S
9.40-9.55	3/4 M, 3/4C & 4/5 H
9.55-10.10	5/6 D & 5/6 M

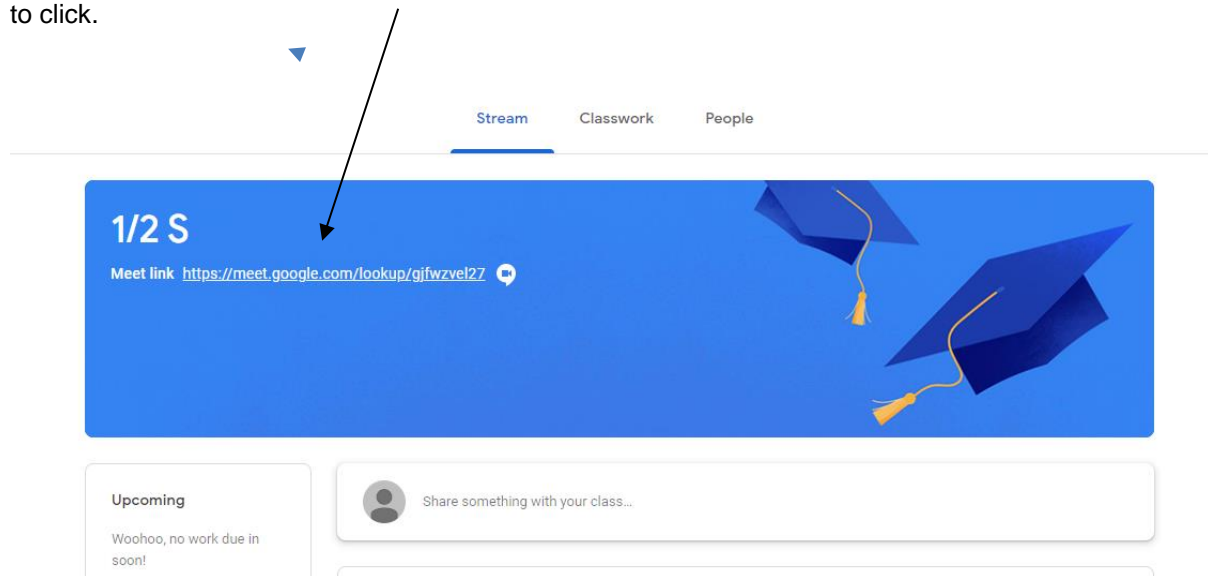
Wednesday- Specialist Sessions

9.10-9.30	P-2 French
9.30-9.50	3-6 French
10.00-10.20	P-2 Art
10.20 -10.50	3-6 Art
11.30-11.50	P-2 PE
11.50-12.10	3-6 PE

"Learning Together, Succeeding Together"



All children have bought home their Google Classroom login information today. Access to Google Meet has been simplified with a link provided on your child's class or specialist class and you just need to click.



A wellbeing session for each class will be held daily at 2.00pm where teachers and students will check in and chat.

Learning Packs

Today students have bought home learning packs for approximately the first three weeks of home learning for Literacy, Numeracy and PE. Art and French will be uploaded to Google Classroom.

This week on Google Meet students will be instructed on how to use Google Docs and upload their work onto Google Classroom for feedback from their teacher. We will not be having the week by week distribution process.

Study Ladder

Students will also be assigned tasks on study ladder that supports their learning.

Devices and Dongles

If you require a laptop to engage in home learning can you please contact the office and we will endeavour to have one ready by Monday for you to collect.

Access to onsite teaching

If you are an essential worker and unable to supervise your child for home learning then you can book your child into onsite learning via the Skoolbag app. Each case will be considered individually. You must indicate the date and select either yes or no for each day of the week.

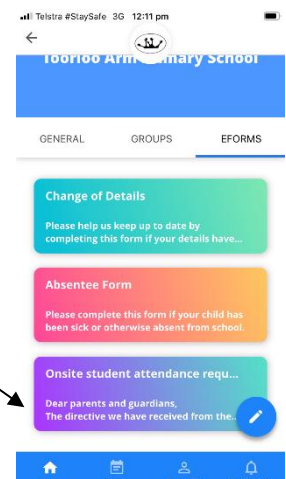
There is flexibility for you to book your child in on the days when you are working and for whole or half days.

If your child does attend onsite, they must bring their learning booklets and a drink bottle to school.

Please remember tomorrow is a pupil free day and home learning commences on Wednesday.

Take care everyone.

Kerry Hughes



"Learning Together, Succeeding Together"



Get started with SkoolBag in only a few minutes. Just follow these simple steps:

1. Download the SkoolBag app
2. Create an account
3. Add your school

Download the SkoolBag App

Open the Apple App Store or the Google Play Store and search for and install 'SkoolBag'. Alternatively, click on the Google Play or Apple App Store icons above and download the SkoolBag App.

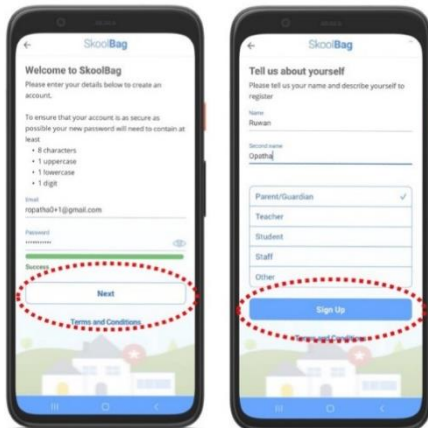


Create an account

Open the SkoolBag app and Click 'Sign Up'



Enter your email address, create a password and click on 'Sign Up'

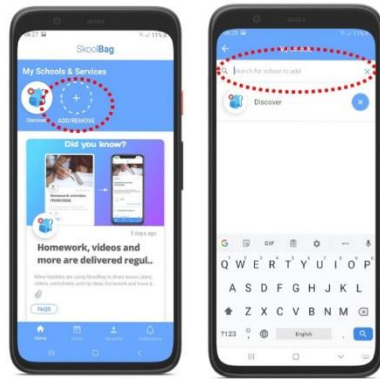


Open the confirmation email and confirm your account

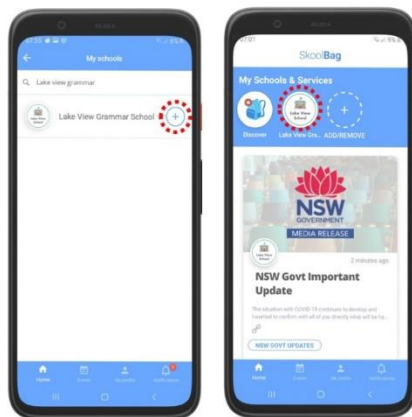
Add your school

Open the app, and Click 'Add/Remove'

"Learning Together, Succeeding Together"



Click '+' to add your school, now you can see your school, under My Schools & Services

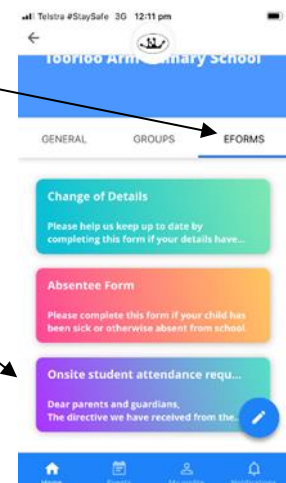


For extra help go to : <https://www.mogproducts.com.au/skoolbag/installation-instructions/#:-:text=Download%20the%20SkoolBag%20App%20Open%20the%20Apple%20App%20Store%20icons%20above%20and%20download%20the%20SkoolBag%20App.>

If you require consideration for onsite learning, select EFORMS from the top bar, then click on onsite student attendance request. You will be prompted to provide contact information.

You must complete the date and indicate yes or no for each day of the week. If selecting yes to a day, you must also indicate am only, pm only or all day.

If you do not fill out all the required fields, you will not be able to submit the form.



"Learning Together, Succeeding Together"